




**RAZOR
BEAM**
SYSTEM



(0.635 mm) .025"

LSS SERIES

HIGH-SPEED HERMAPHRODITIC STRIP

SPECIFICATIONS

For complete specifications and recommended PCB layouts see www.samtec.com?LSS

Insulator Material:
Black Liquid Crystal Polymer
Contact Material:
Phosphor Bronze
Plating:
Au or Sn over 50 μ" (1.27 μm) Ni
Current Rating:
1.7 A per pin
(4 adjacent pins powered)
Operating Temp Range:
-55 °C to +125 °C
RoHS Compliant:
Yes

Mates with:
LSS

PROCESSING

Lead-Free Solderable:
Yes
SMT Lead Coplanarity:
(0.10 mm) .004" max
Board Stacking:
For applications requiring two or more connectors per board, contact ipg@samtec.com

RECOGNITIONS

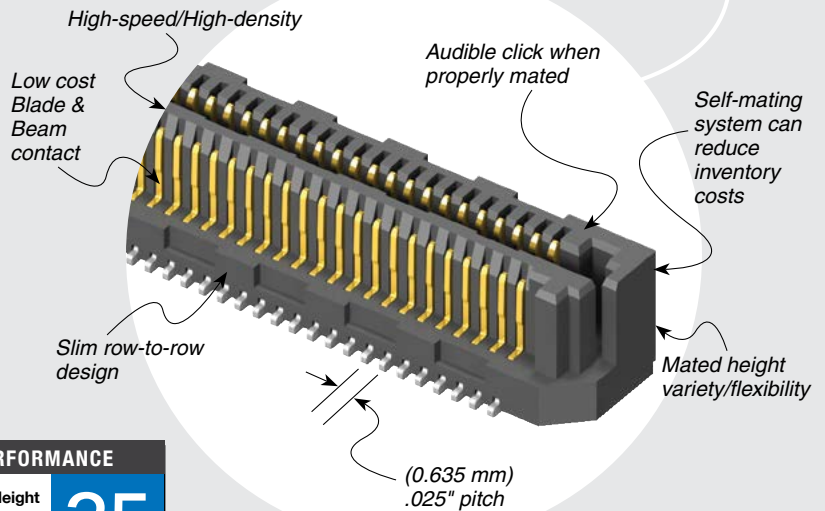
For complete scope of recognitions see www.samtec.com/quality



HIGH-SPEED CHANNEL PERFORMANCE

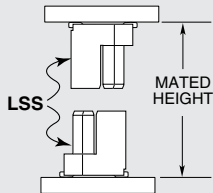
LSS-DV/LSS-DV @ 9 mm Mated Stack Height
Rating based on Samtec reference channel.
For full SI performance data visit Samtec.com or contact SIG@samtec.com

25
Gbps



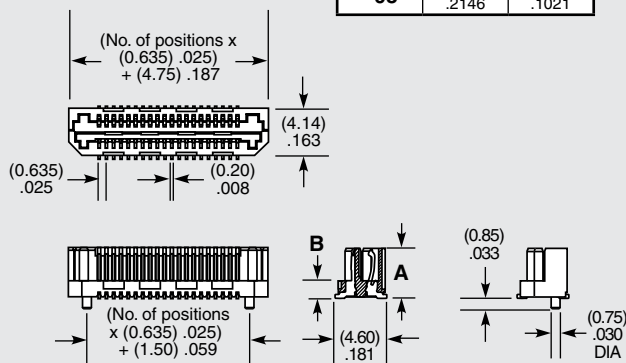
LSS	1	NO. PINS PER ROW	LEAD STYLE	PLATING OPTION	DV	A	OPTION
10, 20, 30, 40, 50			Specify LEAD STYLE from chart	-F = Gold flash on contact, Matte Tin on tail	-L = 10 μ" (0.25 μm) Gold on contact, Matte Tin on tail	-K = (3.50 mm) .138" DIA Polyimide film Pick & Place Pad	-TR = Tape & Reel

APPLICATION



LEAD STYLE	MATED HEIGHT*
-01 & -01	(6.00) .236
-01 & -03	(7.00) .276
-03 & -03	(8.00) .315
-01 & -02	(9.00) .354
-02 & -03	(10.00) .394
-02 & -02	(12.00) .472

*Processing conditions will affect mated height.



LEAD STYLE	A	B
-01	(4.45) .1752	(1.59) .0628
-02	(7.45) .2933	(4.59) .1808
-03	(5.45) .2146	(2.59) .1021

RUGGEDIZED
BY SAMTEC

- High retention contacts
- Audible click when mated
- Shrouded

ALSO AVAILABLE (MOQ Required)

- Locking Clip on -02 or -03 lead style
- Other Gold plating options
- Other pin counts

Note:
Some lengths, styles and options are non-standard, non-returnable.

Due to technical progress, all designs, specifications and components are subject to change without notice.

WWW.SAMTEC.COM

All parts within this catalog are built to Samtec's specifications. Customer specific requirements must be approved by Samtec and identified in a Samtec customer-specific drawing to apply.