


URY 12.5mmL Wide Temperature Range



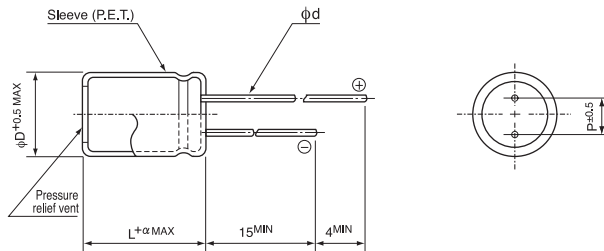
- 12.5mmL height.
- Compliant to the RoHS directive (2011/65/EU,(EU)2015/863).



Specifications

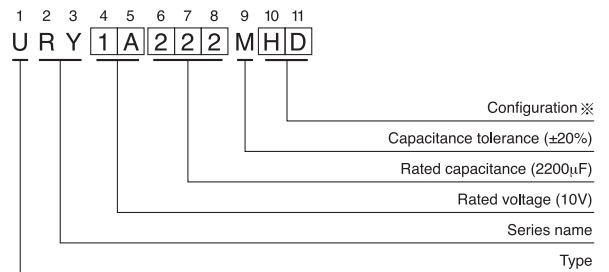
Item	Performance Characteristics										
Category Temperature Range	-55 to +105°C (6.3 to 100V), -40 to +105°C (160 to 400V), -25 to +105°C (450V)										
Rated Voltage Range	6.3 to 450V										
Rated Capacitance Range	6.8 to 4700µF										
Capacitance Tolerance	±20% at 120Hz, 20°C										
Leakage Current	Rated voltage (V)	6.3 to 100									
		160 to 450									
After 1 minute's application of rated voltage at 20°C, leakage current is not more than 0.03CV or 4 (µA), whichever is greater. After 2 minutes' application of rated voltage at 20°C, leakage current is not more than 0.01CV or 3 (µA), whichever is greater.											
Tangent of loss angle (tan δ)	For capacitance of more than 1000µF, add 0.02 for every increase of 1000µF. Measurement frequency : 120Hz at 20°C										
	Rated voltage (V)	6.3	10	16	25	35	50	63	100	160 to 350	400 to 450
tan δ (MAX.)	0.28	0.24	0.20	0.16	0.14	0.12	0.10	0.08	0.20	0.25	
Stability at Low Temperature	Measurement frequency : 120Hz										
	Rated voltage (V)	6.3	10	16	25	35 to 50	63 to 100	160 to 200	250 to 350	400	450
	Impedance ratio (MAX.)	Z-25°C / Z+20°C	5	4	3	2	2	2	3	4	6
Endurance	The specifications listed at right shall be met when the capacitors are restored to 20°C after the rated voltage is applied for 2000 hours at 105°C.										
	Capacitance change	Within ±20% of the initial capacitance value									
	tan δ	200% or less than the initial specified value									
Shelf Life	The specifications listed at right shall be met when the capacitors are restored to 20°C after the rated voltage is applied for 2000 hours at 105°C.										
	After storing the capacitors under no load at 105°C for 1000 hours and then performing voltage treatment based on JIS C 5101-4 clause 4.1 at 20°C, they shall meet the specified values for the endurance characteristics listed above.										
Marking	Printed with white color letter on black sleeve.										

Radial Lead Type



α	(mm)						
	φD < 20	12.5	16	18	20	22	25
(φD ≥ 20)	1.5	5.0	7.5	7.5	10.0	10.0	12.5
	2.0	0.6	0.8	0.8	1.0	1.0	1.0

Type numbering system (Example : 10V 2200µF)



※ Configuration

φ D	Pb-free leadwire Pb-free PET sleeve
12.5 to 18	HD
20 to 25	RD

• Please refer to page 18 about the end seal configuration.

Frequency coefficient of rated ripple current

V	Cap.(µF)	Frequency				
		50Hz	120Hz	300Hz	1 kHz	10 kHz or more
6.3 to 100	100 to 680	0.80	1.00	1.23	1.34	1.50
	1000 to 4700	0.85	1.00	1.10	1.13	1.15
160 to 450	6.8 to 100	0.80	1.00	1.25	1.40	1.60

• Dimension table in next page.

URY

■ Dimensions

Rated Voltage (V) (code)	Rated Capacitance (μ F)	Case Size ϕ D \times L (mm)	tan δ	Leakage Current (μ A)		Rated Ripple (mArms) (105°C/120Hz)	Part Number
				at 20°C after 1 minute	at 20°C after 2 minutes		
6.3 (0J)	2200	12.5 \times 12.5	0.30	415.8	138.6	580	URY0J222MHD
	3300	18 \times 12.5	0.32	623.7	207.9	730	URY0J332MHD
	4700	25 \times 12.5	0.34	888.3	296.1	1200	URY0J472MRD
10 (1A)	2200	18 \times 12.5	0.26	660	220	820	URY1A222MHD
	3300	22 \times 12.5	0.28	990	330	1030	URY1A332MRD
16 (1C)	1000	12.5 \times 12.5	0.20	480	160	520	URY1C102MHD
	2200	25 \times 12.5	0.22	1056	352	1000	URY1C222MRD
25 (1E)	680	12.5 \times 12.5	0.16	510	170	500	URY1E681MHD
	1000	18 \times 12.5	0.16	750	250	770	URY1E102MHD
	2200	25 \times 12.5	0.18	1650	550	1170	URY1E222MRD
35 (1V)	470	12.5 \times 12.5	0.14	493.5	164.5	420	URY1V471MHD
	680	18 \times 12.5	0.14	714	238	610	URY1V681MHD
	1000	22 \times 12.5	0.14	1050	350	810	URY1V102MRD
50 (1H)	330	12.5 \times 12.5	0.12	495	165	450	URY1H331MHD
	470	20 \times 12.5	0.12	705	235	540	URY1H471MRD
	680	25 \times 12.5	0.12	1020	340	700	URY1H681MRD
63 (1J)	220	12.5 \times 12.5	0.10	415.8	138.6	400	URY1J221MHD
	330	18 \times 12.5	0.10	623.7	207.9	550	URY1J331MHD
	470	22 \times 12.5	0.10	888.3	296.1	610	URY1J471MRD
100 (2A)	100	12.5 \times 12.5	0.08	300	100	230	URY2A101MHD
	220	22 \times 12.5	0.08	660	220	400	URY2A221MRD
160 (2C)	33	12.5 \times 12.5	0.20	311.2	—	130	URY2C330MHD
	47	16 \times 12.5	0.20	400.8	—	210	URY2C470MHD
	68	20 \times 12.5	0.20	535.2	—	280	URY2C680MRD
	100	25 \times 12.5	0.20	740	—	360	URY2C101MRD
200 (2D)	22	12.5 \times 12.5	0.20	276	—	110	URY2D220MHD
	33	16 \times 12.5	0.20	364	—	170	URY2D330MHD
	47	18 \times 12.5	0.20	476	—	230	URY2D470MHD
	68	25 \times 12.5	0.20	644	—	310	URY2D680MRD
250 (2E)	22	16 \times 12.5	0.20	320	—	130	URY2E220MHD
	33	18 \times 12.5	0.20	430	—	170	URY2E330MHD
	47	22 \times 12.5	0.20	570	—	190	URY2E470MRD
315 (2F)	10	12.5 \times 12.5	0.20	226	—	70	URY2F100MHD
	22	16 \times 12.5	0.20	377.2	—	85	URY2F220MHD
	33	20 \times 12.5	0.20	515.8	—	120	URY2F330MRD
	47	25 \times 12.5	0.20	692.2	—	160	URY2F470MRD
350 (2V)	10	16 \times 12.5	0.20	240	—	75	URY2V100MHD
	22	18 \times 12.5	0.20	408	—	90	URY2V220MHD
	33	25 \times 12.5	0.20	562	—	140	URY2V330MRD
400 (2G)	10	16 \times 12.5	0.25	260	—	65	URY2G100MHD
	22	20 \times 12.5	0.25	452	—	150	URY2G220MRD
	33	25 \times 12.5	0.25	628	—	200	URY2G330MRD
450 (2W)	6.8	12.5 \times 12.5	0.25	222.4	—	38	URY2W6R8MHD
	10	16 \times 12.5	0.25	280	—	47	URY2W100MHD
	22	25 \times 12.5	0.25	496	—	85	URY2W220MRD

For cut leads, formed leads or taped parts, please add the appropriate code after the size code (12th digit).
If there is no size code in the part number, please add size code "1" and then add the appropriate code.

Please refer to page 18, 19 about the formed or taped product spec.
Please refer to page 4 for the minimum order quantity.