

# High Conductance Ultra Fast Diode

## 1N4454

Sourced from Process 1R. See MMBD1201–1205 for characteristics.



AXIAL LEAD  
(DO-35)  
CASE 017AG

(Color Band Denotes Cathode)

### ABSOLUTE MAXIMUM RATINGS

( $T_A = 25^\circ\text{C}$  unless otherwise noted) (Notes 1, 2, 3)

| Symbol                | Rating   | Value       | Unit             |
|-----------------------|--|-------------|------------------|
| $W_{IV}$              | Working Inverse Voltage  | 50          | V                |
| $I_O$                 | Average Rectified Current  | 200         | mA               |
| $I_F$                 | DC Forward Current   | 400         | mA               |
| $i_f$                 | Recurrent Peak Forward Current   | 600         | mA               |
| $i_{f(\text{surge})}$ | Peak Forward Surge Current<br>Pulse Width = 1.0 s<br>Pulse Width = 1.0 $\mu\text{s}$ | 1.0<br>4.0  | A                |
| $T_{STG}$             | Storage Temperature Range  | -65 to +200 | $^\circ\text{C}$ |
| $T_J$                 | Operating Junction Temperature   | 175         | $^\circ\text{C}$ |

Stresses exceeding those listed in the Maximum Ratings table may damage the device. If any of these limits are exceeded, device functionality should not be assumed, damage may occur and reliability may be affected.

- These ratings are limiting values above which the serviceability of any semiconductor devices may be impaired.
- These ratings are based on a maximum junction temperature of  $200^\circ\text{C}$ .
- These are steady limits. The factory should be consulted on applications involving pulsed or low duty cycle operations.

### THERMAL CHARACTERISTICS

| Symbol          | Parameter  | Max         | Unit                       |
|-----------------|--|-------------|----------------------------|
| $P_D$           | Total Power Dissipation<br>Derate above $25^\circ\text{C}$ | 500<br>3.33 | mW<br>mW/ $^\circ\text{C}$ |
| $R_{\theta JA}$ | Thermal Resistance, Junction to Ambient                    | 300         | $^\circ\text{C}/\text{W}$  |

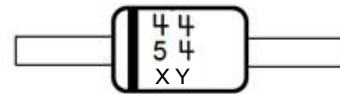
### ELECTRICAL CHARACTERISTICS

( $T_A = 25^\circ\text{C}$  unless otherwise noted)

| Symbol   | Parameter             | Conditions   | Min                    | Max                      | Unit                |
|----------|-----------------------|--|------------------------|--------------------------|---------------------|
| $B_V$    | Breakdown Voltage     | $I_R = 5.0 \mu\text{A}$  | 75                     | -                        | V                   |
| $I_R$    | Reverse Current       | $V_R = 50 \text{ V}$<br>$V_R = 50 \text{ V}, T_A = 150^\circ\text{C}$                                | -<br>-                 | 100<br>100               | nA<br>$\mu\text{A}$ |
| $V_F$    | Forward Voltage       | $I_F = 250 \mu\text{A}$<br>$I_F = 1.0 \text{ mA}$<br>$I_F = 2.0 \text{ mA}$<br>$I_F = 10 \text{ mA}$ | 505<br>550<br>610<br>- | 575<br>650<br>710<br>1.0 | mV<br>mV<br>mV<br>V |
| $C_O$    | Diode Capacitance     | $V_R = 0, f = 1.0 \text{ MHz}$   | -                      | 4.0                      | pF                  |
| $T_{RR}$ | Reverse Recovery Time | $I_F = 10 \text{ mA}, V_R = 1.0 \text{ V}, I_{rr} = 1.0 \text{ mA}, R_L = 100 \Omega$                | -                      | 4.0                      | ns                  |

Product parametric performance is indicated in the Electrical Characteristics for the listed test conditions, unless otherwise noted. Product performance may not be indicated by the Electrical Characteristics if operated under different conditions.

### MARKING DIAGRAM



4454 = Specific Device Code  
XY = Date Code  
Band Color: Black

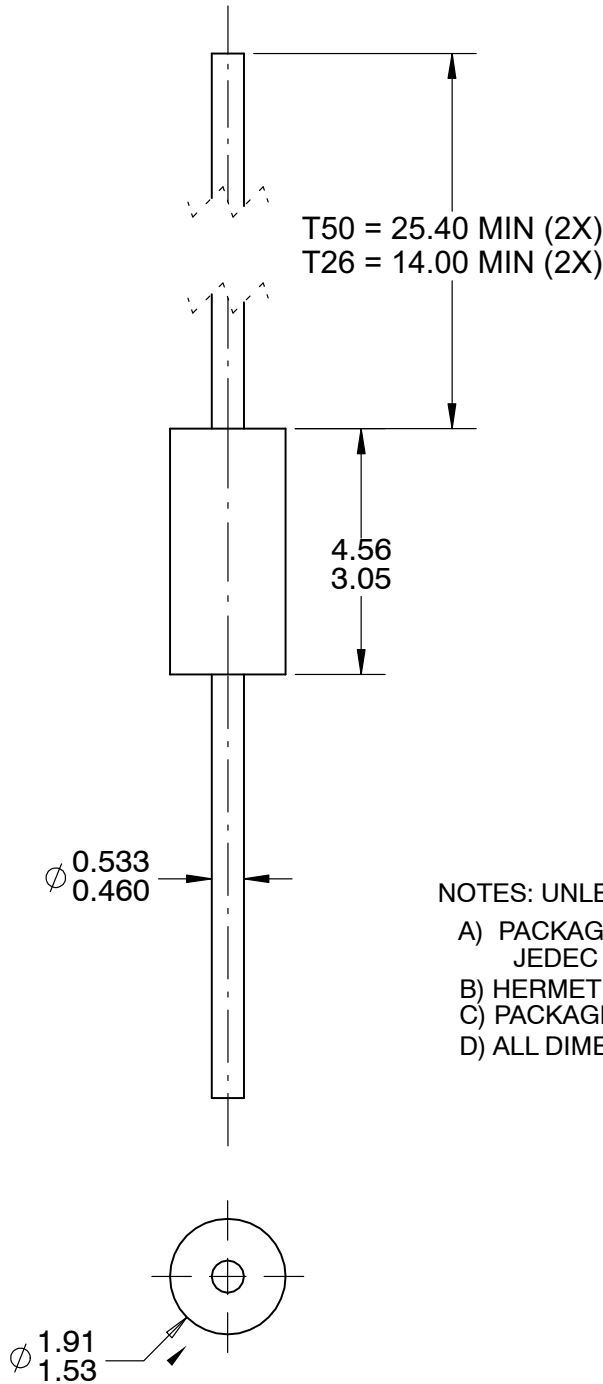
### ORDERING INFORMATION

| Device   | Package            | Shipping <sup>†</sup>         |
|----------|--------------------|-------------------------------|
| 1N4454   | DO-35<br>(Pb-Free) | 5,000 Units /<br>Bulk         |
| 1N4454TR | DO-35<br>(Pb-Free) | 10,000 Units /<br>Tape & Reel |

<sup>†</sup>For information on tape and reel specifications, including part orientation and tape sizes, please refer to our Tape and Reel Packaging Specifications Brochure, BRD8011/D.


**AXIAL LEAD**  
**CASE 017AG**  
**ISSUE 0**

DATE 31 AUG 2016



- NOTES: UNLESS OTHERWISE SPECIFIED
- A) PACKAGE STANDARD REFERENCE: JEDEC DO-204, VARIATION AH.
  - B) HERMETICALLY SEALED GLASS PACKAGE.
  - C) PACKAGE WEIGHT IS 0.137 GRAM.
  - D) ALL DIMENSIONS ARE IN MILLIMETERS.

|                         |                    |  |
|-------------------------|--------------------|--|
| <b>DOCUMENT NUMBER:</b> | <b>98AON13443G</b> | Electronic versions are uncontrolled except when accessed directly from the Document Repository. Printed versions are uncontrolled except when stamped "CONTROLLED COPY" in red. |
| <b>DESCRIPTION:</b>     | <b>AXIAL LEAD</b>  | <b>PAGE 1 OF 1</b>   |

ON Semiconductor and  are trademarks of Semiconductor Components Industries, LLC dba ON Semiconductor or its subsidiaries in the United States and/or other countries. ON Semiconductor reserves the right to make changes without further notice to any products herein. ON Semiconductor makes no warranty, representation or guarantee regarding the suitability of its products for any particular purpose, nor does ON Semiconductor assume any liability arising out of the application or use of any product or circuit, and specifically disclaims any and all liability, including without limitation special, consequential or incidental damages. ON Semiconductor does not convey any license under its patent rights nor the rights of others.

**onsemi**, **Onsemi**, and other names, marks, and brands are registered and/or common law trademarks of Semiconductor Components Industries, LLC dba "**onsemi**" or its affiliates and/or subsidiaries in the United States and/or other countries. **onsemi** owns the rights to a number of patents, trademarks, copyrights, trade secrets, and other intellectual property. A listing of **onsemi**'s product/patent coverage may be accessed at [www.onsemi.com/site/pdf/Patent-Marking.pdf](http://www.onsemi.com/site/pdf/Patent-Marking.pdf). **onsemi** reserves the right to make changes at any time to any products or information herein, without notice. The information herein is provided "as-is" and **onsemi** makes no warranty, representation or guarantee regarding the accuracy of the information, product features, availability, functionality, or suitability of its products for any particular purpose, nor does **onsemi** assume any liability arising out of the application or use of any product or circuit, and specifically disclaims any and all liability, including without limitation special, consequential or incidental damages. Buyer is responsible for its products and applications using **onsemi** products, including compliance with all laws, regulations and safety requirements or standards, regardless of any support or applications information provided by **onsemi**. "Typical" parameters which may be provided in **onsemi** data sheets and/or specifications can and do vary in different applications and actual performance may vary over time. All operating parameters, including "Typicals" must be validated for each customer application by customer's technical experts. **onsemi** does not convey any license under any of its intellectual property rights nor the rights of others. **onsemi** products are not designed, intended, or authorized for use as a critical component in life support systems or any FDA Class 3 medical devices or medical devices with a same or similar classification in a foreign jurisdiction or any devices intended for implantation in the human body. Should Buyer purchase or use **onsemi** products for any such unintended or unauthorized application, Buyer shall indemnify and hold **onsemi** and its officers, employees, subsidiaries, affiliates, and distributors harmless against all claims, costs, damages, and expenses, and reasonable attorney fees arising out of, directly or indirectly, any claim of personal injury or death associated with such unintended or unauthorized use, even if such claim alleges that **onsemi** was negligent regarding the design or manufacture of the part. **onsemi** is an Equal Opportunity/Affirmative Action Employer. This literature is subject to all applicable copyright laws and is not for resale in any manner.

## ADDITIONAL INFORMATION

### TECHNICAL PUBLICATIONS:

Technical Library: [www.onsemi.com/design/resources/technical-documentation](http://www.onsemi.com/design/resources/technical-documentation)  
onsemi Website: [www.onsemi.com](http://www.onsemi.com)

### ONLINE SUPPORT: [www.onsemi.com/support](http://www.onsemi.com/support)

For additional information, please contact your local Sales Representative at [www.onsemi.com/support/sales](http://www.onsemi.com/support/sales)